

PLANO DE AERÓDROMO-OACI

401251N  
0000425E

ELEV 360

TWR 120.680 C  
121.830 C

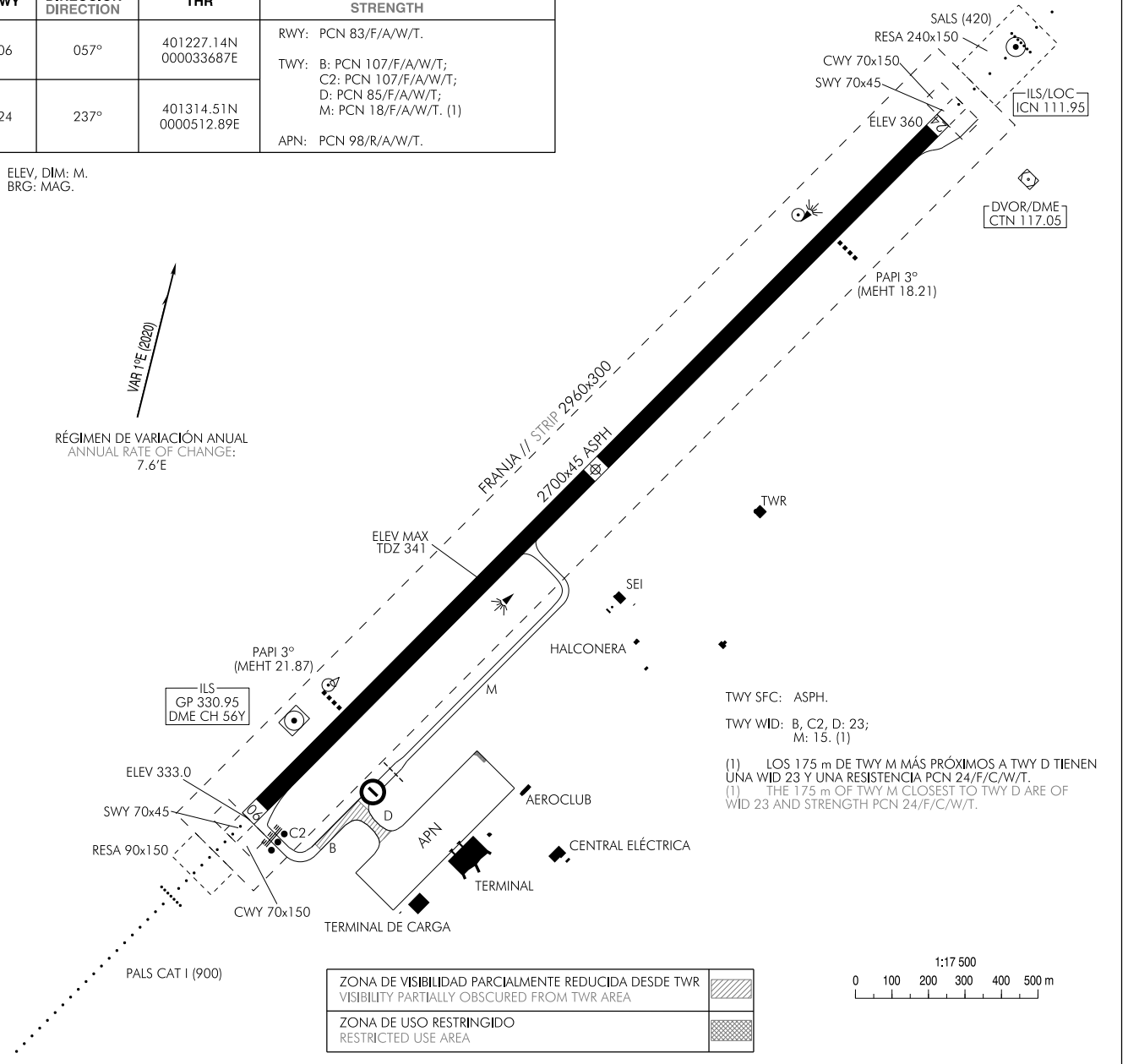
CASTELLÓN

RWY	DIRECCIÓN DIRECTION	THR	RESISTENCIA STRENGTH
06	057°	401227.14N 000033687E	RWY: PCN 83/F/A/W/T. TWY: B: PCN 107/F/A/W/T; C2: PCN 107/F/A/W/T; D: PCN 85/F/A/W/T; M: PCN 18/F/A/W/T. (1)
24	237°	401314.51N 0000512.89E	APN: PCN 98/R/A/W/T.

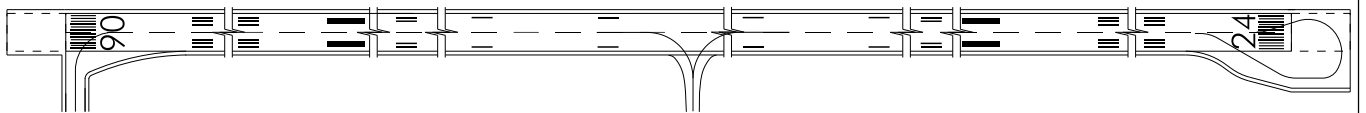
ELEV, DIM: M.  
BRG: MAG.



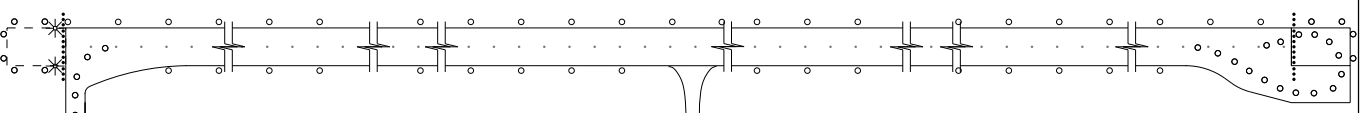
RÉGIMEN DE VARIACIÓN ANUAL  
ANNUAL RATE OF CHANGE:  
7.6°E



SGL RWY & TWY



LGT RWY & TWY



CAMBIOS: RESISTENCIA DE TWY, APN Y RWY.  
CHANGES: TWY, APN AND RWY STRENGTH.

**INTENCIONADAMENTE EN BLANCO**  
**INTENTIONALLY BLANK**