

ESPAÑA

AIP-ESPAÑA

AIS-ESPAÑA

Dirección AFTN: LEANZXTA

Teléfono: +34 913 213 363

E-mail: ais@enaire.es

Web: www.enaire.es

ENAIRE

DIVISIÓN DE INFORMACIÓN AERONÁUTICA

c/ Campezo, 1. EDIFICIO 2

Kudos Innovation Campus Las Mercedes

28022 Madrid (ESPAÑA)

SUP 180/25

AIRAC 18-SEP-25

EFFECTIVE DATE WEF 30-OCT-25

AD

CANCEL: SUP 187/24

SUP 180/25

30OCT25/30OCT26EST

NOTE: EST SUP will only be cancelled by NOTAM, SUP or AIP amendment.

PALMA DE MALLORCA AD (LEPA/LESJ).- Works for the remodelling of Module A and the Terminal (West Zone).

Until 30 October 2026 (estimated), works to reconfigure the apron and the terminal will be carried out, consisting of:

- Remodelling PRKG 06.
- Creation of PRKG 06A and 06B.

The work will take place in five phases, the areas affected in each are those specified in the present document.

The phases might not necessarily be executed in the order defined, and several phases or subphases might be activated simultaneously.

The start and end dates of each phase, as well as any operational incident, will be by the corresponding NOTAM.

All phases of the works shall be duly marked and lit. Caution is recommended due to the presence of personnel and machinery.

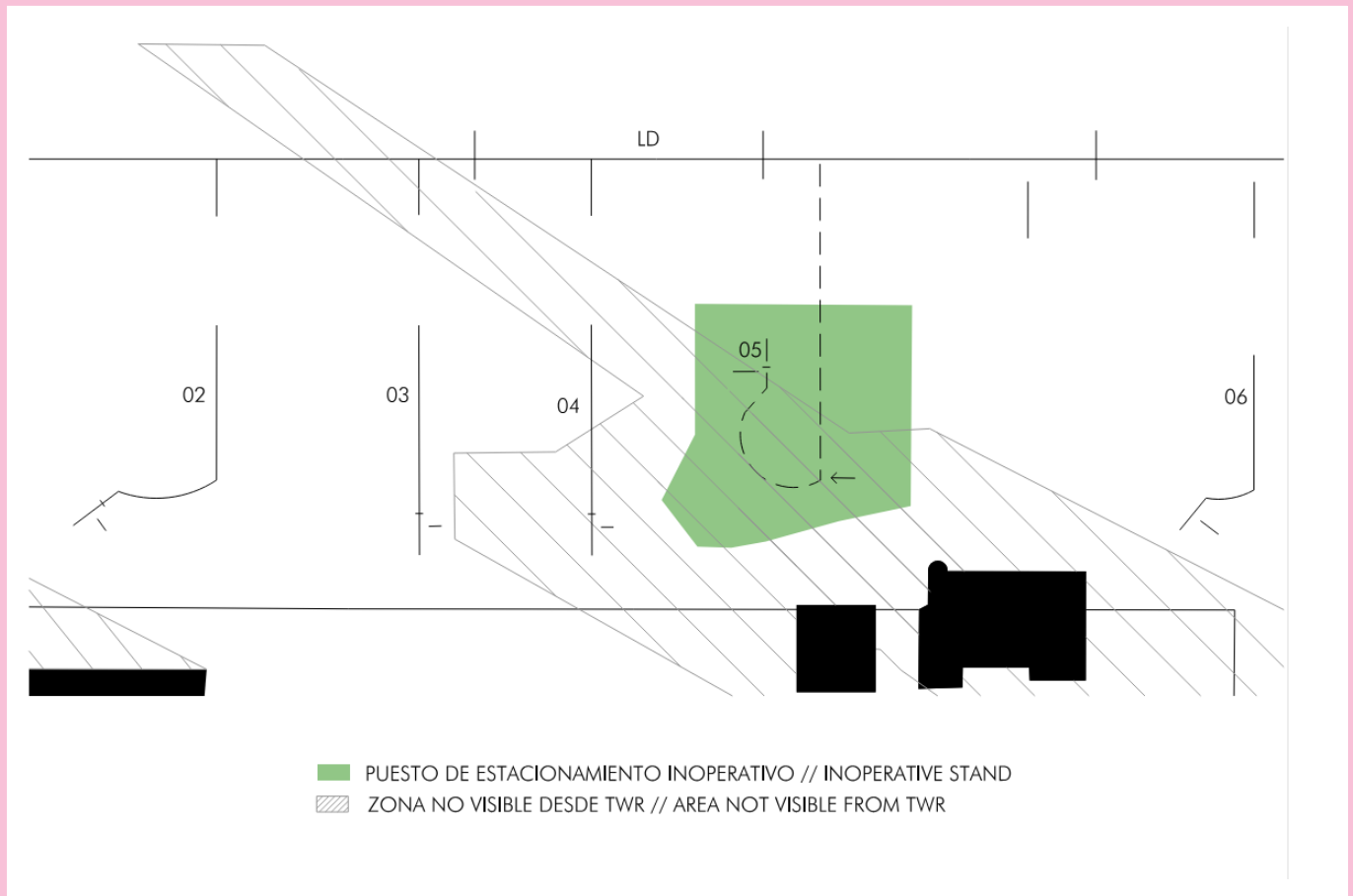
The works will be performed at daytime or at night time. If any action affects any airport service or operations, the day and time slot will be coordinated in order to execute the works.

PHASE 1

PRKG 05 CLOSED

Operational Restrictions:

- PRKG 05 closed.

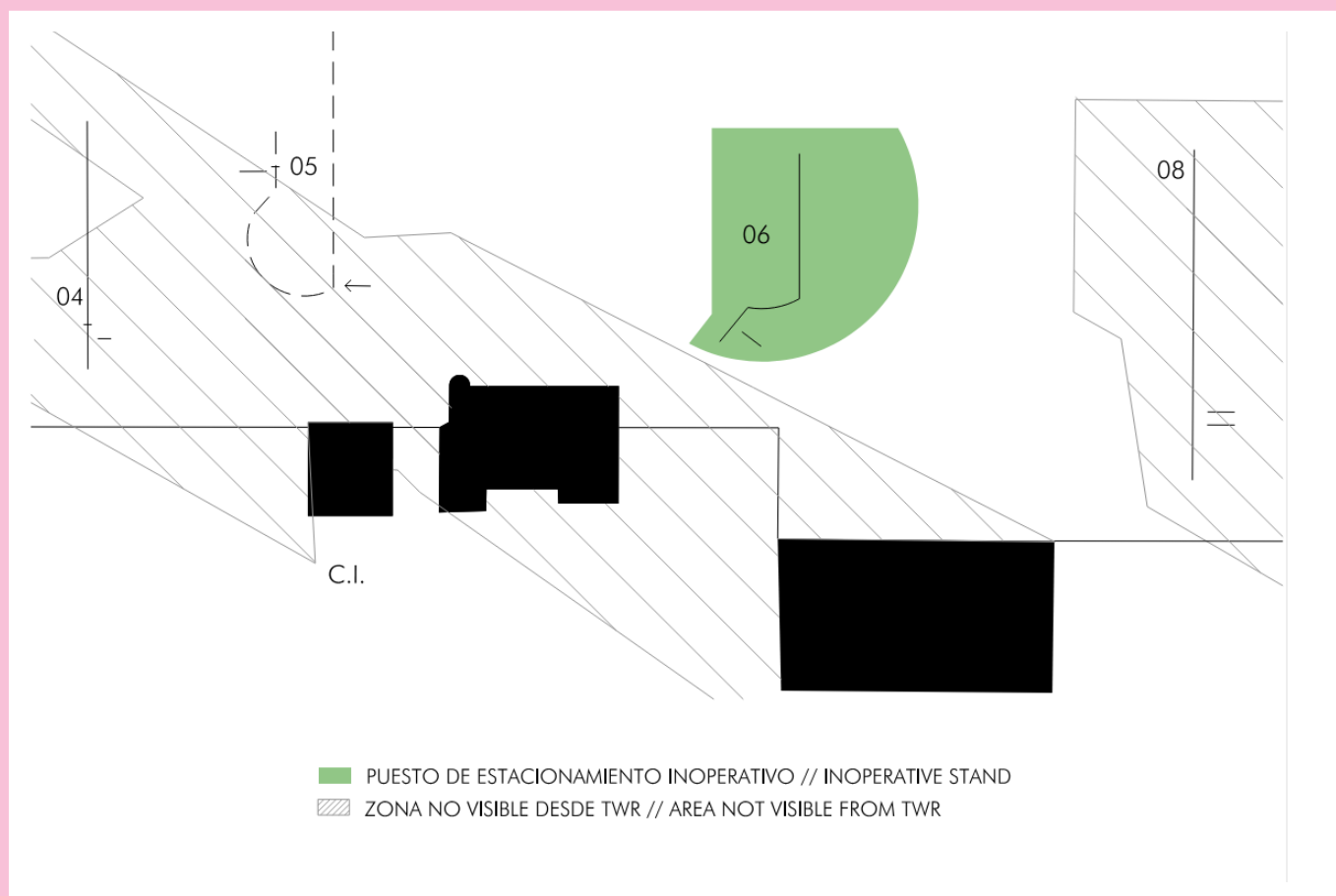


PHASE 2

PRKG 06 CLOSED

Operational Restrictions:

- PRKG 06 closed.



PHASE 3

RECONFIGURATION OF PRKG 06

This phase includes painting works for the compliance of the new PRKG 06.

Once the works have been completed, the configuration of the new stand will be as follows:

STAND	RAMP	COORD	EXIT	MAX ACFT	NOSE TO	REMARKS
06	R3	393256.60N 0024331.99E	R	A35K	E	INCOMP. 06A, 06B 400 Hz - A/C (1) (2)

- (1) Visual docking guidance system.
- (2) Parking manoeuvre in stands in contact with the terminal building shall be accomplished only where the docking guidance systems is operative or a marshaller aid is available.



Routes have not been modified.

PHASE 4

CONFIGURATION OF NEW PRKG 06A

This phase includes painting works for the compliance of the new PRKG 06A.

Once the works have been completed, the configuration of the new stand will be as follows:

STAND	RAMP	COORD	EXIT	MAX ACFT	NOSE TO	REMARKS
06A	R3	393256.88N 0024331.46E	R	B3XM	E	INCOMP. 06 400 Hz - A/C (1) (2)

- (1) Visual docking guidance system.
- (2) Parking manoeuvre in stands in contact with the terminal building shall be accomplished only where the docking guidance systems is operative or a marshaller aid is available.



The standard routes are as follows:

Arrivals on RWY 06L:

-PRKG 06A: STANDARD D (N3, N2, N1 or end of runway, TWY NORTH, GATE D), TWY LD.

Departures on RWY 06R:

-PRKG 06A: STANDARD F 06R (TWY LD...LF, GATE F, LINK and SOUTH, runway-holding positions H6, H7 or H8).

Arrivals on RWY 24L:

-PRKG 06A: STANDARD D (S1, TWY LINK and NORTH or S2, S3 or end of runway, TWY SOUTH, LINK, NORTH, GATE D), TWY LD.

Departures on RWY 24R:

-PRKG 06A: STANDARD F 24R (TWY LD...LF, GATE F, LINK and NORTH, runway-holding positions H1 or H2).

PHASE 5

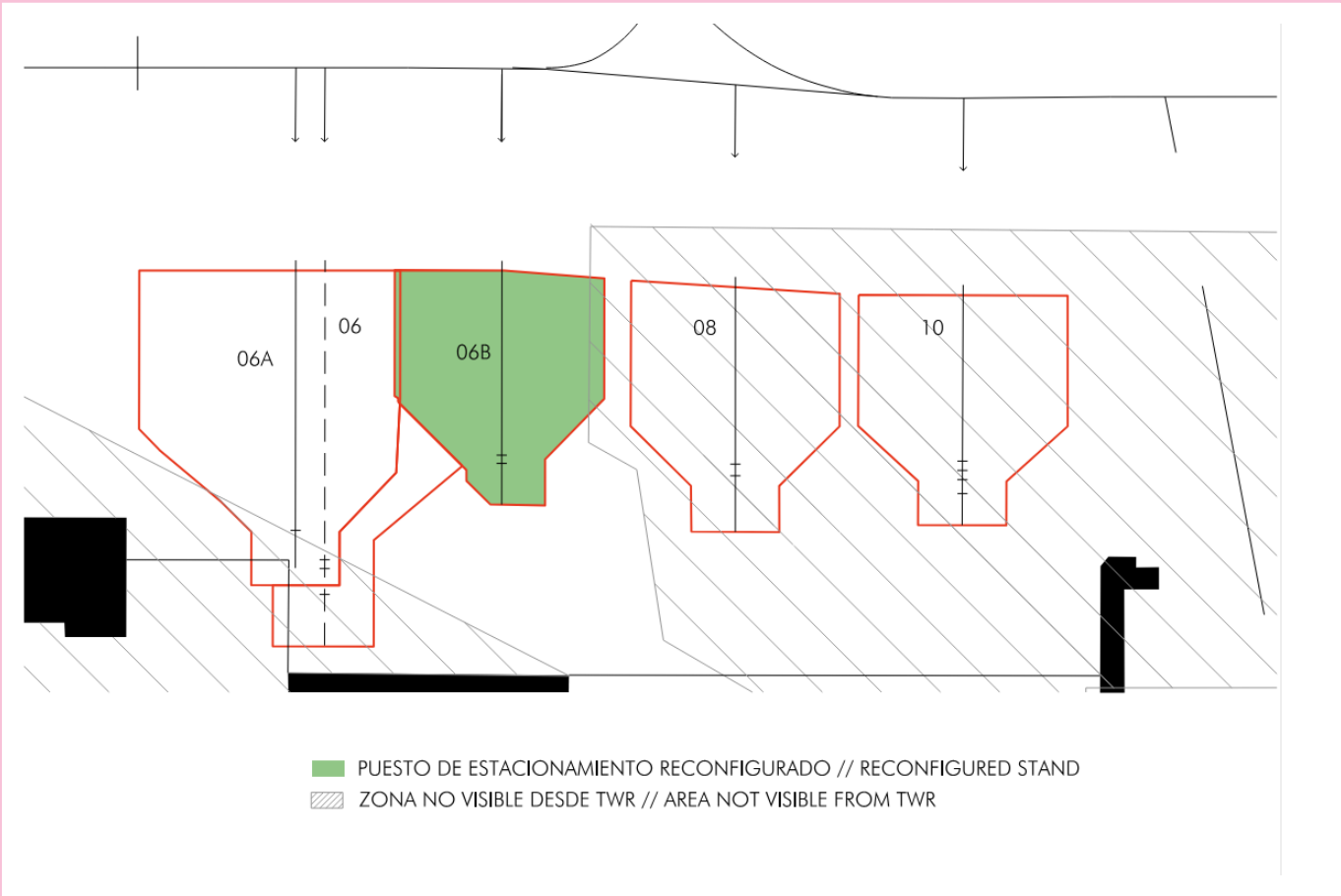
CONFIGURATION OF NEW PRKG 06B

This phase includes painting works for the compliance of the new PRKG 06B.

Once the works have been completed, the configuration of the new stand will be as follows:

STAND	RAMP	COORD	EXIT	MAX ACFT	NOSE TO	REMARKS
06B	R3	393258.03N 0024332.73E	R	B3XM	E	INCOMP. 06 400 Hz - A/C (1) (2)

- (1) Visual docking guidance system.
- (2) Parking manoeuvre in stands in contact with the terminal building shall be accomplished only where the docking guidance systems is operative or a marshaller aid is available.



The standard routes are as follows:

Arrivals on RWY 06L:

-PRKG 06B: STANDARD D (N3, N2, N1 or end of runway, TWY NORTH, GATE D), TWY LD.

Departures on RWY 06R:

-PRKG 06B: STANDARD F 06R (TWY LD...LF, GATE F, LINK and SOUTH, runway-holding positions H6, H7 or H8).

Arrivals on RWY 24L:

-PRKG 06B: STANDARD D (S1, TWY LINK and NORTH or S2, S3 or end of runway, TWY SOUTH, LINK, NORTH, GATE D), TWY LD.

Departures on RWY 24R:

-PRKG 06B: STANDARD F 24R (TWY LD...LF, GATE F, LINK and NORTH, runway-holding positions H1 or H2).

- SUP 180/25 -