

ESPAÑA

AIP-ESPAÑA

AIS-ESPAÑA

Dirección AFTN: LEANZXTA

Teléfono: +34 913 213 363

E-mail: ais@enaire.es

Web: www.enaire.es

ENAIRE

DIVISIÓN DE INFORMACIÓN AERONÁUTICA

c/ Campezo, 1. EDIFICIO 2

Kudos Innovation Campus Las Mercedes

28022 Madrid (ESPAÑA)

SUP 112/26

AIRAC 28-MAY-26

EFFECTIVE DATE WEF 09-JUL-26

AD

CANCEL: SUP 71/25

SUP 112/26

09JUL26/09JUL27EST

NOTE: EST SUP will only be cancelled by NOTAM, SUP or AIP amendment.

BARCELONA/Josep Tarradellas-El Prat AD (LEBL).- Reconfiguration of Ramp 0 and upgrading of the lighting on Ramps 0 and 1.

Until 09 July 2027 (estimated), works will be under way in the airfield at BARCELONA/Josep Tarradellas Barcelona – El Prat Airport to reconfigure the aircraft parking stand positions and the apron lighting towers on Ramp 0 and Ramp 1.

WORK STAGES AND AVAILABILITY OF PARKING STANDS

The works will be carried out in several phases.

The start and end dates of the phases, as well as any operational incidents, will be published via the relevant NOTAM.

During the works, the aircraft parking stands will be modified, with the existing parking stands being replaced by new ones in a different location.

- Annex 1 sets out the anticipated operational impacts during the various phases of the works.
- Annex 2 contains the plans for the remodelling works on Ramp 0.
- Annex 3 contains a table summarising the availability of parking stands for each phase.
- Annex 4 lists the coordinates of the existing parking stands and the new stands that are being commissioned.

GENERAL RULES DURING THE EXECUTION OF THE WORKS

The following requirements must be taken into account during the execution of the works:

- The works shall be clearly marked with both night-time and daytime lighting.
- Taxiing routes must comply with ATC and/or SDP instructions.
- Caution is recommended due to the presence of staff and machinery.
- Aircraft shall taxi at minimum power during diversions to avoid jet efflux in areas where staff are working.

- Aircraft access to parking stands will be directed by the airports marshalling service (Runway and Apron Service).
- Aircraft exiting the new parking stands will be supervised by the Runway and Apron Service whilst the works are in progress.
- Operators must ensure, through the ground handling agent, that pushback or pull-forward equipment is available to move the aircraft from its parking stand.
- Work on TWY U1, U2 and U3 will preferably be carried out during the day, with occasional closures of the TWY with a 30-minute PPR.

ANNEX 1: OPERATIONAL IMPACTS

The operational impacts of the various phases are set out below, covering both the reconfiguration work on Ramp 0 and the compliance work on the lighting towers at Ramps 0 and 1.

OPERATIONAL IMPACTS		
PHASES	RAMP 0 RECONFIGURATION	LIGHTING COMPLIANCE AT RAMPS 0 AND 1
1	U/S PRKG 48A, 49, 38, 26, 15 and 04. U/S temporarily during the execution of the phase of position 57.	Occasional restrictions on TWY U2 for code letter E aircraft with a 30-minute PPR.
2A	U/S PRKG 01, 02, 03, 11, 12, 13, 14, 22, 23, 24, 25, 35, 36 and 37. Temporary U/S of PRKG 21 during this phase. Daytime closures of TWY U2, U3L and GATE AN with 30-minute PPR. At the end of the phase: GATE AN renamed to GATE IB. New GATE AN. New TWY B1. New PRKG 11, 12, 13, 14 and 15 (PRKG 11 unavailable until phase 2B opens). PRKG 12 usable with eastward pushback and pull-forward to PRKG 13 access marking during phase 2B.	No impact.
2B	U/S PRKG 55, 56, 57, 46, 46A, 47 and 48. Access routes to stands in the 10s, 20s, 30s and 40s will be adapted progressively as works advance. Initially the existing route will be used until the new one becomes available. At the end of the phase: New PRKG 10, 54 and 55 (PRKG 54 unavailable until phase 3; PRKG 55 requires pushback and pull-forward via TWY B1) at the end of 2B phase.	No impact.
3	U/S PRKG 54, 40, 41, 42, 43, 44, 44A and 45. Access to PRKG 51, 52 and 53 will be via the western side, with departures requiring towed pushback operations. Departures from PRKG 31, 32, 33 and 34 will require towed pushback facing south for stand exit. At the end of the phase: New TWY B2 becomes operational. New PRKG 54 will be commissioned at the end of this phase.	Occasional restrictions on TWY U2 for Code E aircraft with 30-minute PPR.

OPERATIONAL IMPACTS

PHASES	RAMP 0 RECONFIGURATION	LIGHTING COMPLIANCE AT RAMPS 0 AND 1
4A	<p>U/S PRKG 31, 32, 33, 34 and 21. At the end of the phase: New PRKG 20, 21, 22, 23, 24, 25, 30, 31, 32, 33, 34 and 35 will enter into service. PRKG 30 to 34 shall operate with pushback until the completion of Phase 4B; thereafter they will revert to autonomous (self-maneuvering) operations.</p>	No impact.
4B	<p>H24 closure of GATE BN. Daytime closures of U1 and U2 with 30-minute PPR. At the end of the phase: New PRKG 40, 41 and 42 will enter into service.</p>	H24 closure of GATE BN.
5	<p>U/S PRKG 51, 52, 53, 61, 62 and 63. The centreline marking works on the taxiway segment between the 60-series and 70-series stands will require temporary taxiway closure with 30-minute PPR. Occasional restrictions will apply to arrivals and departures at PRKG 71, 72 and 83-87. At the end of the phase: New PRKG 51, 52, 53, 60, 61, 62, 63, 64, 66, 67 and 68 will enter into service. New TWY B3 will become operational.</p>	No impact.
6	N/A	<p>Temporary U/S PRKG ands 95, 96, 85, 86 and 87. Temporary U/S PRKG 94. Temporary U/S stands 84 and 83A..</p>
7	N/A	<p>Temporary U/S PRKG 94. Temporary U/S stands 81 and 81A.</p>
8	N/A	<p>Temporary U/S PRKG 84 and 83A. Temporary U/S stands 81 and 81A.</p>
9	N/A	Temporary U/S PRKG 81 and 81A.
10	N/A	GATE CN limited to Code C aircraft during working hours with 15-minute PPR.

ANNEX 2: PHASE DRAWINGS FOR RAMP 0 RECONFIGURATION WORKS

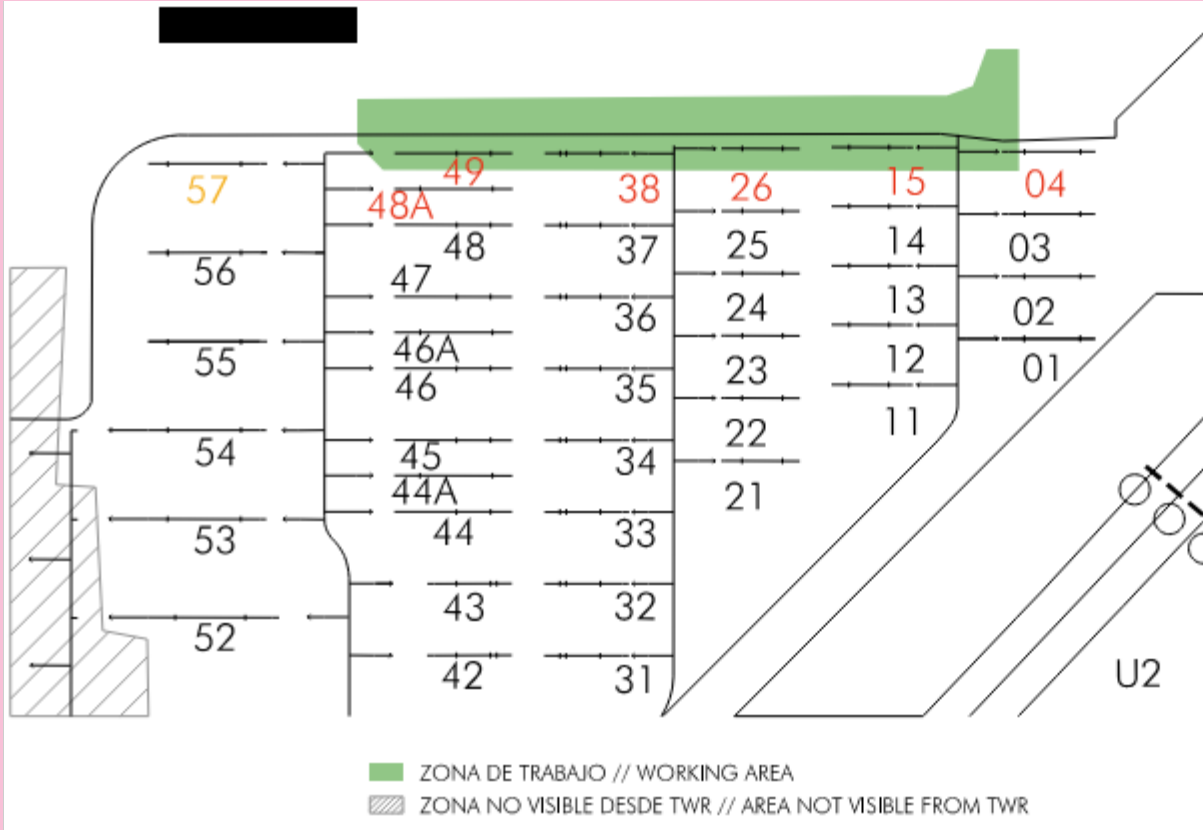
Stands shown in red: Stands taken out of service during the execution of the corresponding construction phase.

Stands shown in green: New stands that enter into service during the corresponding construction phase.

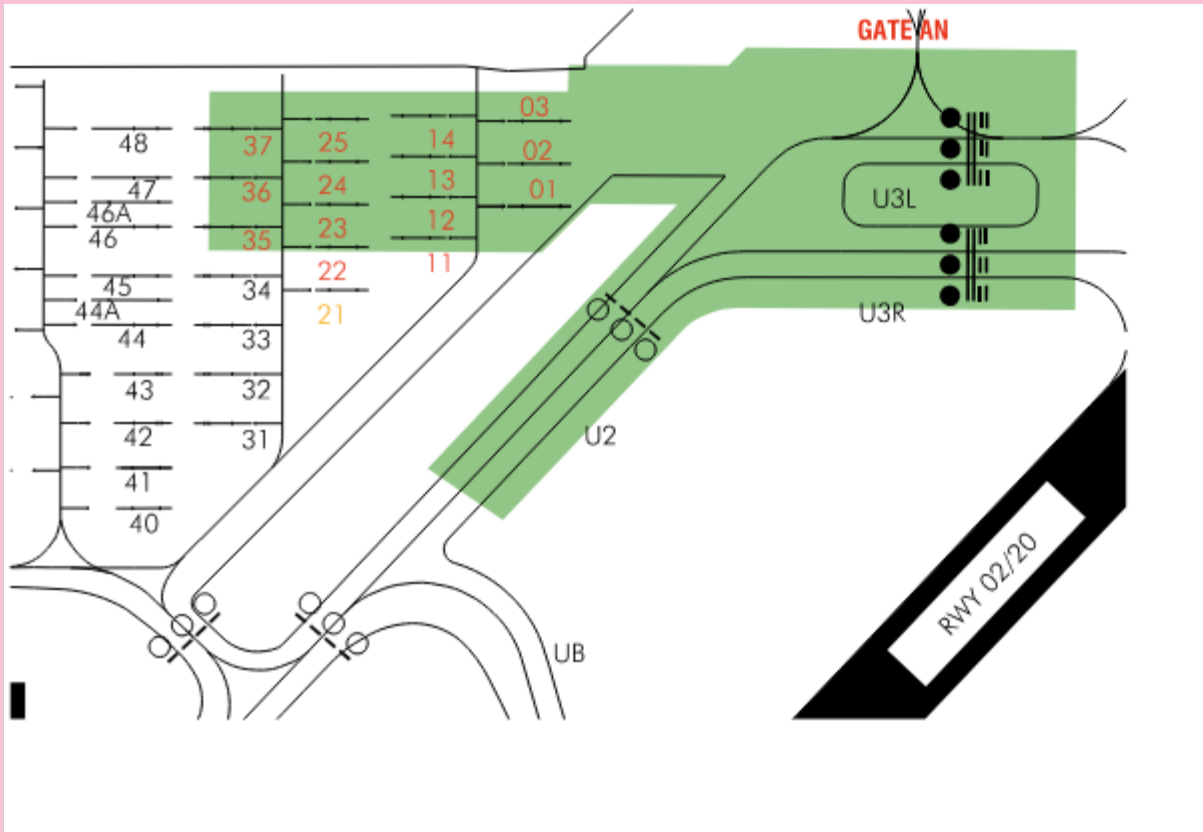
Stands shown in orange: Existing stands whose access direction is modified during the corresponding construction phase.

Stands shown in black: Pre-existing stands that remain in service from previous phases (no changes).

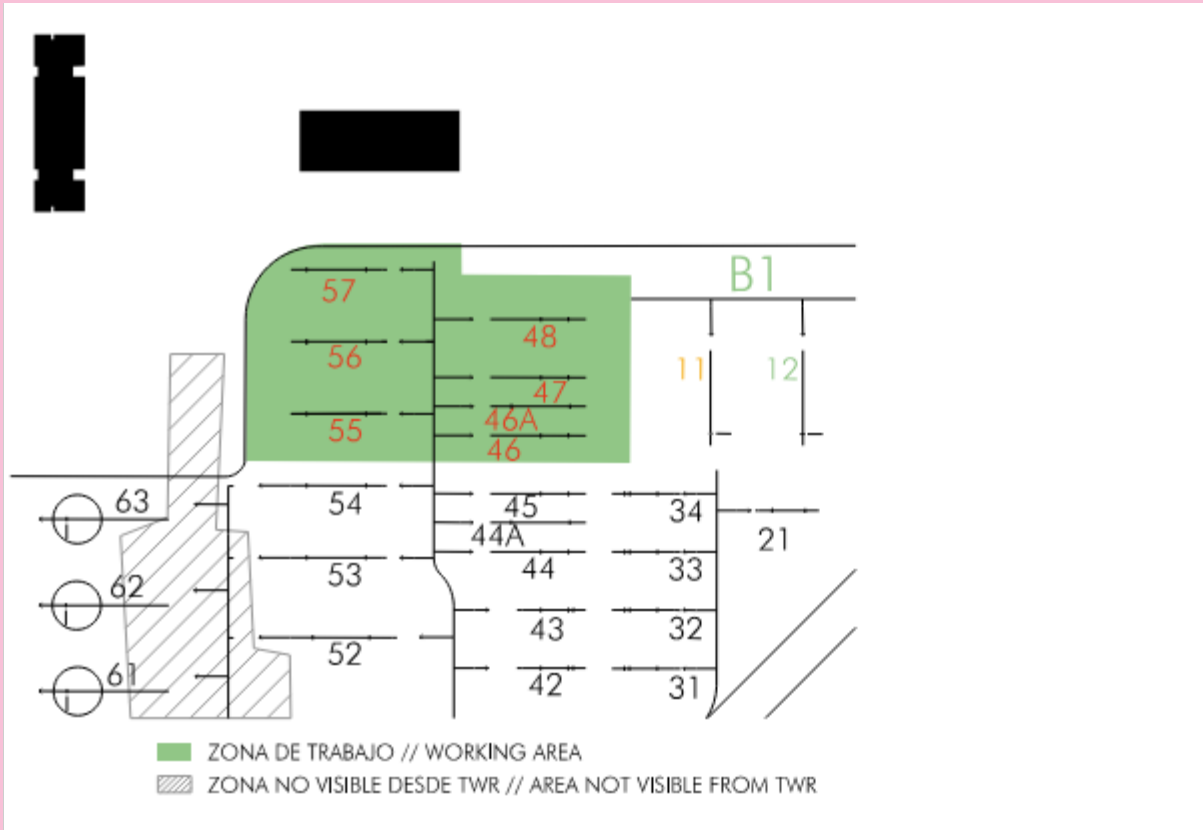
PHASE 1



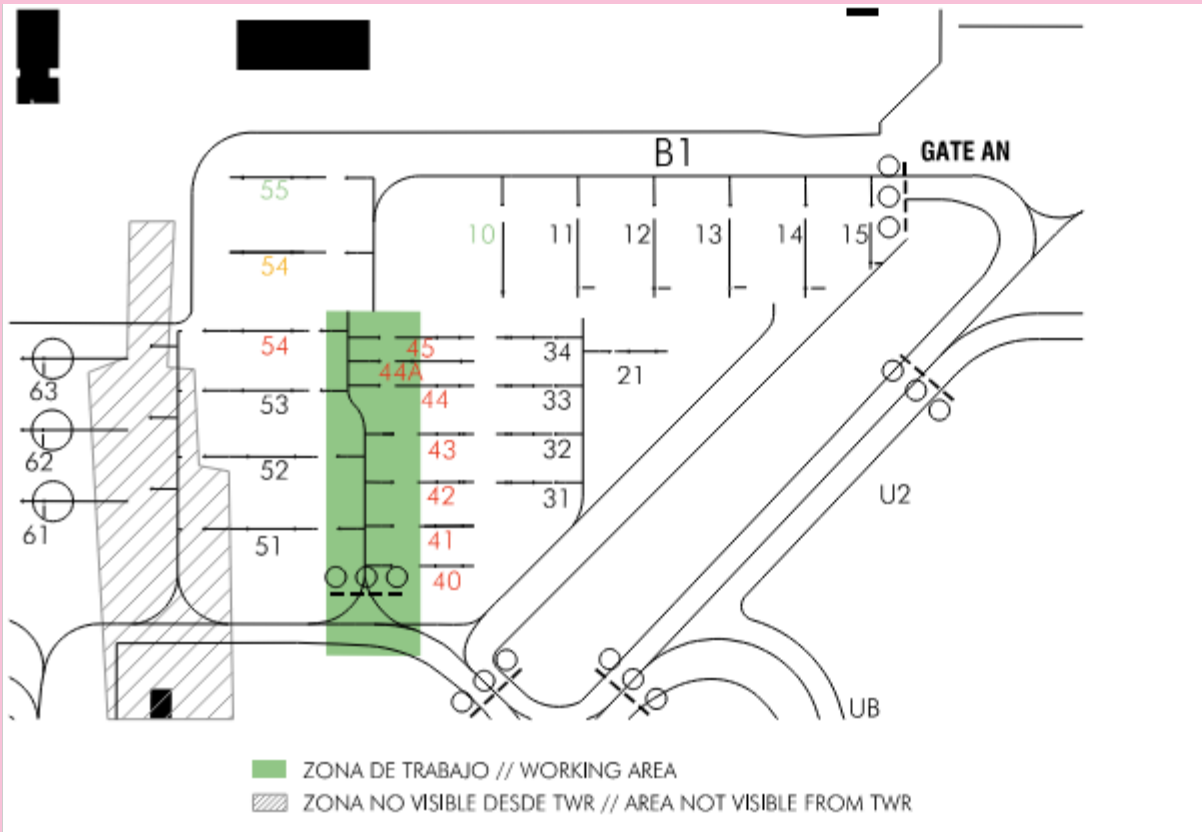
PHASE 2A



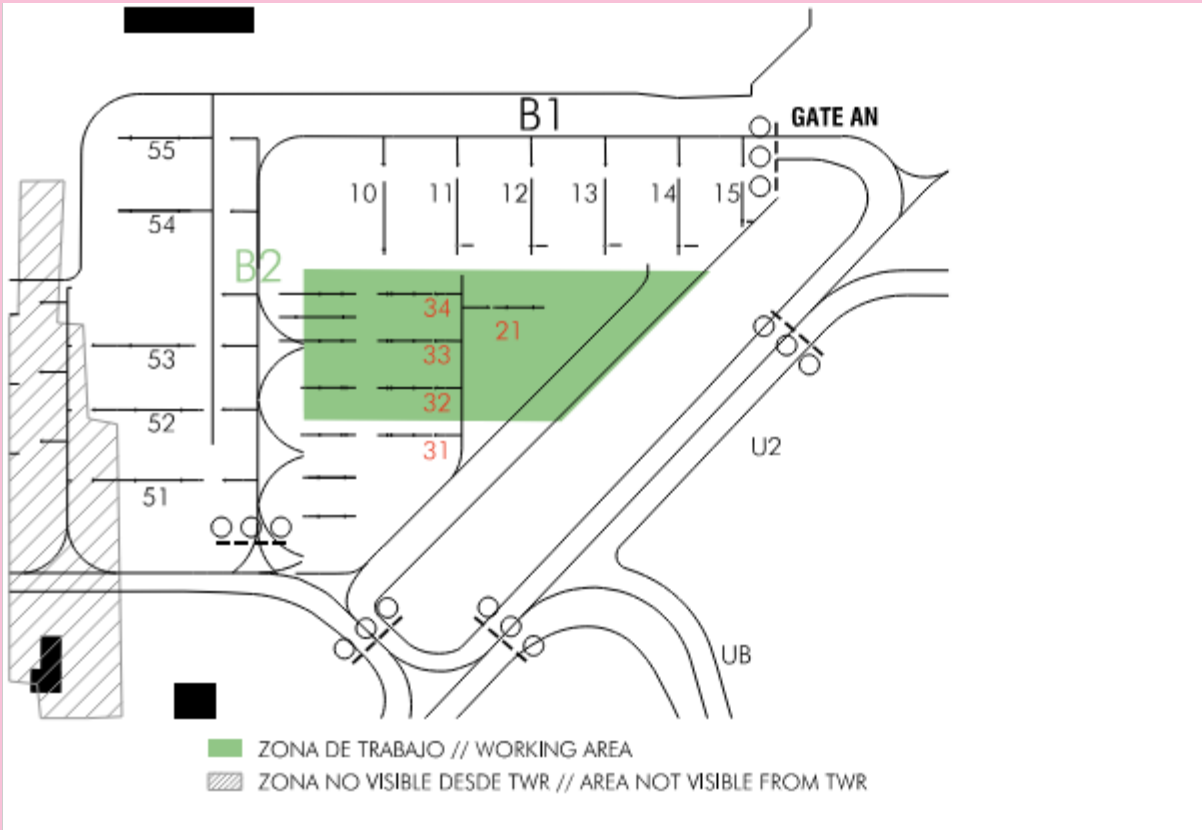
PHASE 2B



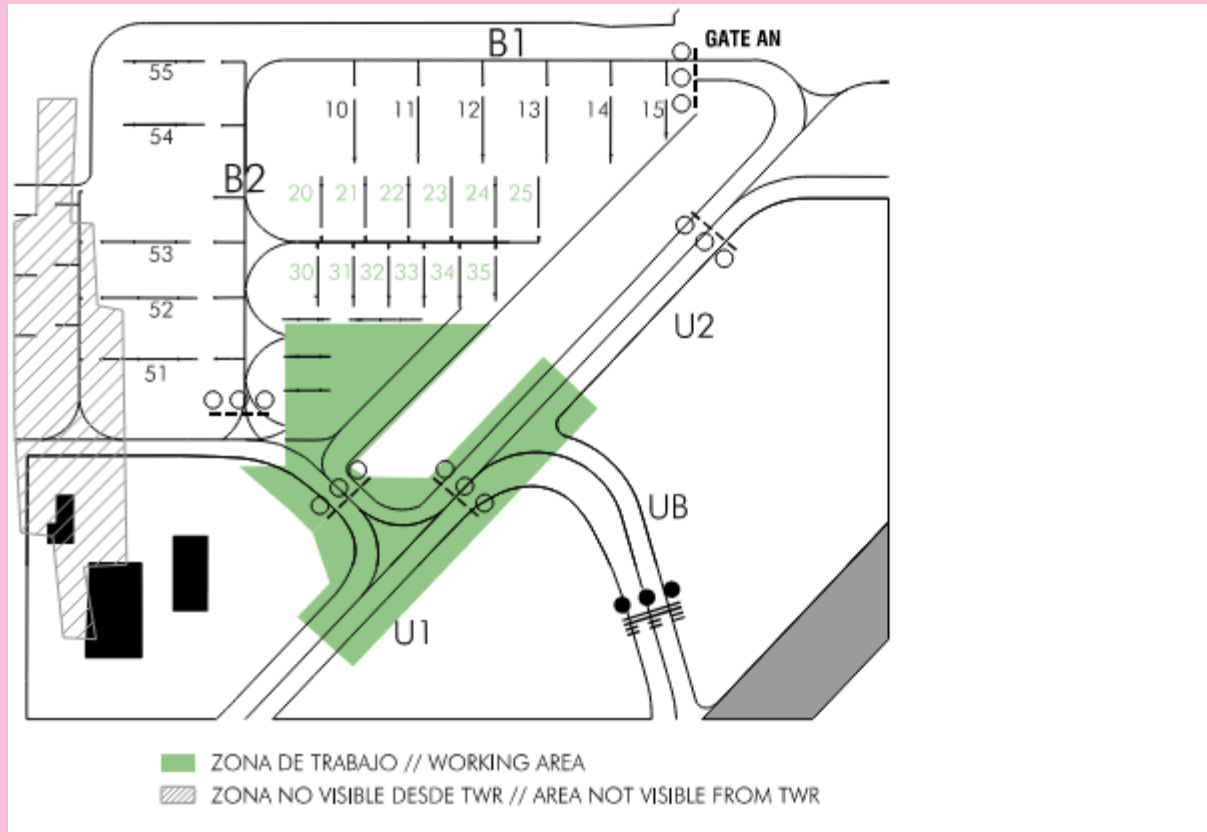
PHASE 3



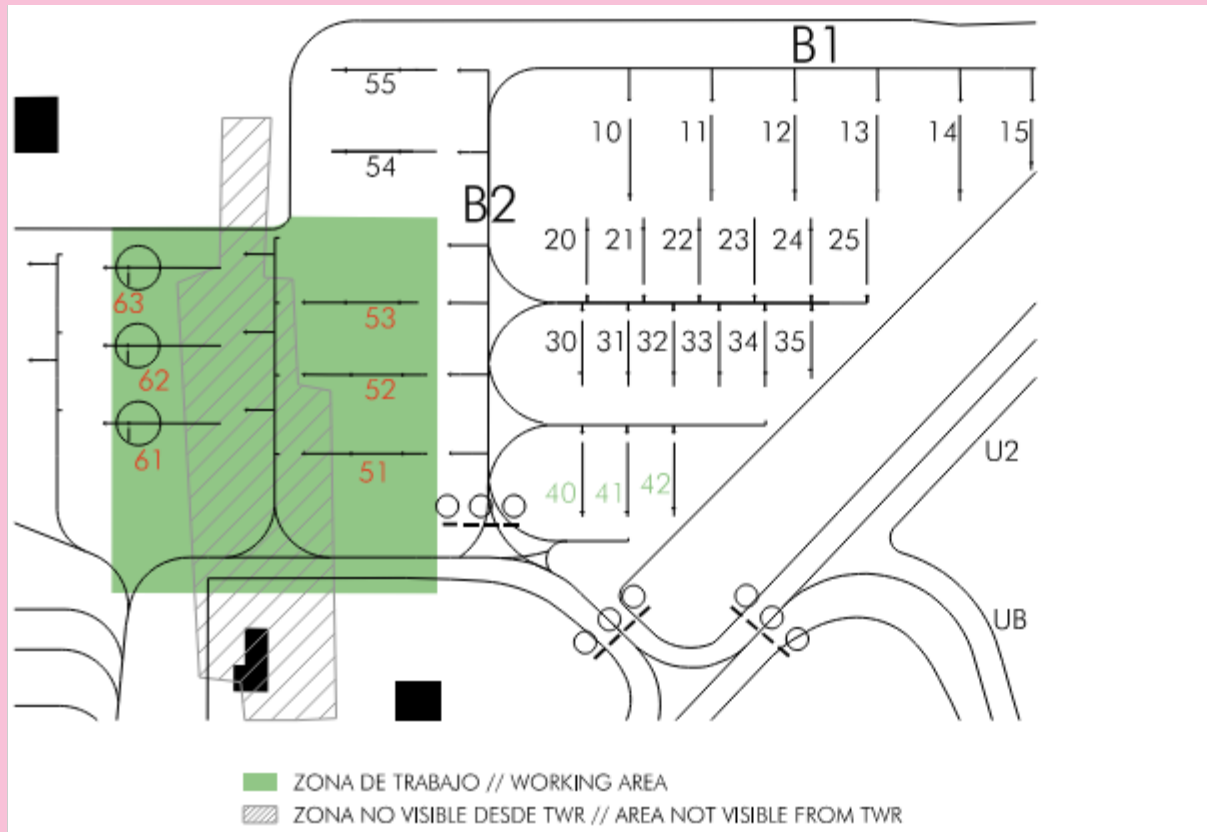
PHASE 4A



PHASE 4B



PHASE 5



INICIAL	PHASE 1	PHASE 2	PHASE 2B	PHASE 3	PHASE 4A	PHASE 4B	PHASE 5	NEW
31								31
32								32
33								33
34								34
35								35
36								
37								
38								
40								40
41								41
42								42
43								
44								
44A								
45								
46								
46A								
47								
48								
48A								
49								
								50
51								51
52								52
53								53
54								54
55								55
56								
57								
								60
61								61
62								62
63								63
64								64
66								66
67								67
68								68

Stand in service at the start of the works

INICIAL	PHASE 1	PHASE 2	PHASE 2B	PHASE 3	PHASE 4A	PHASE 4B	PHASE 5	NEW
	Unserviced or non-existent stand							
	New stand in service							

ANNEX 4: COORDINATES OF THE STANDS

INITIALLY EXISTING STAND COORDINATES		
PRKG	RAMP	COORD
01	R0	411830.60N 0020527.34E
02	R0	411831.19N 0020526.98E
03	R0	411831.78N 0020526.63E
04	R0	411832.37N 0020526.28E
11	R0	411829.17N 0020524.71E
12	R0	411829.73N 0020524.37E
13	R0	411830.29N 0020524.03E
14	R0	411830.85N 0020523.70E
15	R0	411831.41N 0020523.35E
21	R0	411828.15N 0020524.31E
22	R0	411828.75N 0020523.95E
23	R0	411829.34N 0020523.60E
24	R0	411829.93N 0020523.24E
25	R0	411830.52N 0020522.89E
26	R0	411831.11N 0020522.54E
31	R0	411825.38N 0020522.70E
32	R0	411826.06N 0020522.30E
33	R0	411826.74N 0020521.90E
34	R0	411827.42N 0020521.48E
35	R0	411828.10N 0020521.07E
36	R0	411828.77N 0020520.66E
37	R0	411829.45N 0020520.25E
38	R0	411830.13N 0020519.84E
40	R0	411823.90N 0020522.52E
41	R0	411824.45N 0020522.17E
42	R0	411825.06N 0020521.75E
43	R0	411825.74N 0020521.35E
44	R0	411826.42N 0020520.94E
44A	R0	411826.76N 0020520.76E

INITIALLY EXISTING STAND COORDINATES

PRKG	RAMP	COORD
45	R0	411827.09N 0020520.53E
46	R0	411827.77N 0020520.12E
46A	R0	411828.12N 0020519.94E
47	R0	411828.45N 0020519.71E
48	R0	411829.13N 0020519.30E
48A	R0	411829.48N 0020519.12E
49	R0	411829.81N 0020518.90E
51	R0	411823.04N 0020518.20E
52	R0	411824.06N 0020517.58E
53	R0	411824.96N 0020516.93E
54	R0	411826.11N 0020517.34E
55	R0	411826.64N 0020515.92E
56	R0	411827.48N 0020515.41E
57	R0	411828.32N 0020514.91E
61	R1	411822.33N 0020514.06E
62	R1	411823.31N 0020513.47E
63	R1	411824.30N 0020512.87E

NEW STAND COORDINATES

PRKG	RAMP	COORD
10	R0	411828.24N 0020520.78E
11	R0	411828.70N 0020522.18E
12	R0	411829.20N 0020523.61E
13	R0	411829.69N 0020525.04E
14	R0	411830.18N 0020526.47E
15	R0	411830.96N 0020527.51E
20	R0	411827.39N 0020520.51E
21	R0	411827.71N 0020521.46E
22	R0	411828.04N 0020522.42E
23	R0	411828.37N 0020523.37E
24	R0	411828.70N 0020524.33E
25	R0	411829.02N 0020525.28E
30	R0	411825.53N 0020521.52E
31	R0	411825.79N 0020522.31E
32	R0	411826.06N 0020523.09E

NEW STAND COORDINATES		
PRKG	RAMP	COORD
33	R0	411826.33N 0020523.87E
34	R0	411826.60N 0020524.66E
35	R0	411826.87N 0020525.44E
40	R0	411824.02N 0020522.44E
41	R0	411824.29N 0020523.22E
42	R0	411824.56N 0020524.01E
50	R0	411823.07N 0020518.34E
51	R0	411824.09N 0020517.86E
52	R0	411825.07N 0020517.27E
53	R0	411826.05N 0020516.68E
54	R0	411826.99N 0020515.62E
55	R0	4118'28.16N 0020515.04E
60	R1	411821.96N 0020515.75E
61	R1	411822.49N 0020516.40E
62	R1	411822.68N 0020515.31E
64	R1	411823.41N 0020514.88E
65	R1	411823.69N 0020515.68E
66	R1	411824.15N 0020514.44E
67	R1	411824.88N 0020514.96E
68	R1	411824.87N 0020514.00E